

Hillside provided services in partnership with

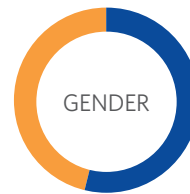
**10,480 FAMILIES**

FROM JULY 1, 2019 TO JUNE 30, 2020

## YOUTH, ADULTS AND FAMILIES SERVED

Program Area	Served*
Adoption	227
Adult and Children's Health Homes	3,102
Customized Services	175
Day Treatment Education	472
Developmental Disabilities	75
Early Childhood Development	460
Family Development	848
Family Finding	156
Foster Care	409
Home- and Community-Based Services	1,092
Non-Secure Detention	84
Residential Treatment Includes Therapeutic Education Services	452
Youth Development	4,583

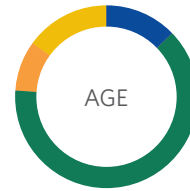
## Demographics



**54%** Female  
**46%** Male



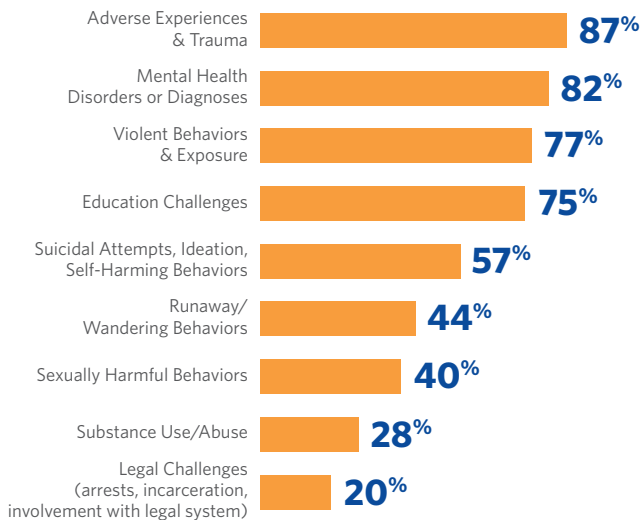
**40%** African-American  
**34%** Caucasian  
**15%** Hispanic/Latino  
**9%** Multi-Racial  
**2%** Other



**13%** 0-10  
**63%** 11-18  
**9%** 19-26  
**15%** 27+

## Risk Factors

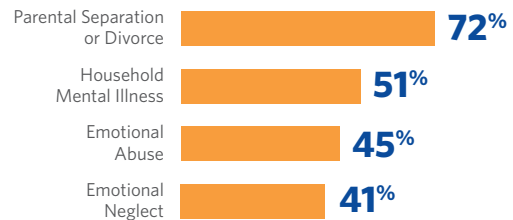
Upon admission to a Hillside program\*\* in FY 2020, individuals presented with the following risk factors:



## Adverse Childhood Experiences

Upon admission to a Hillside program,\*\* youth and families complete a questionnaire to identify Adverse Childhood Experiences. Frequent or prolonged ACE exposure can affect a developing brain and create significant long-term health impacts, but early intervention can reduce those risks.

Among individuals entering Hillside services in FY 2020, the most frequently indicated ACEs included:



**4**  
OUT OF 10

**Average ACE Score Among Individuals in Hillside Programs**  
A score of 4 or higher indicates substantially increased lifetime risk.

\*Includes enrollment in multiple services by some youth, adults and families.

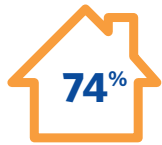
\*\*Excludes Hillside Work-Scholarship Connection.

## OUTCOMES AT DISCHARGE

By partnering with Hillside programs and staff, youth and adults can expect to enjoy safer, healthier lives within their families and communities.

### Positive Results

Upon discharge from select programs in FY 2020:



of individuals were **living with their families**, in **adoptive homes** or **independently**



were able to transition to **less intensive levels of care**

### Family Satisfaction

Based on surveys conducted with youth and families served by Hillside in FY 2020:




of families were **highly satisfied** with services received



strongly agreed they **would recommend** Hillside programs to family or friends

### Improved On-Time Graduation Rates


Students who remained in Hillside Work-Scholarship Connection during four years of high school graduated on time at the following rates in the 2019-2020 academic year.



PRINCE GEORGE'S COUNTY, MD REGION



MONROE COUNTY, NY REGION



CENTRAL NY REGION

These rates are **significantly higher** than the overall graduation rates seen by students in their districts.

## Building Social-Emotional Well-Being

The **Developmental Assets Profile** measures assets that affect social-emotional well-being. Youth in most Hillside services complete this assessment upon admission and at discharge. Among youth discharged in FY 2020:



**increased their overall number of assets**



in the "challenged and vulnerable" range at admission **increased their overall number of assets** at discharge

## Strengthening Connections & Support

Hillside uses the **Youth Connections Scale** in many services to measure relational permanency and supports that are critical to a young person's long-term success.



of youth discharged in FY 2020 **increased their connections and supports** between admission and discharge

## LONG-TERM OUTCOMES

Long-term results are indicated by the success of individuals served by Hillside after returning to families, homes and neighborhoods.

**Enrolled in/Graduated from School 94%**

**Permanent Living Situation 86%**

**Avoided Incarceration Since Last Survey or Discharge 94%**

**Avoided Hospitalization Since Last Survey or Discharge 87%**

These outcomes were noted by youth and families in surveys completed in FY 2020, 6-18 months after leaving select Hillside programs.



To learn more about our commitment to research-driven innovation, visit [hillside.com/research](https://hillside.com/research) or contact Laura Maggiulli, Director of Research and Business Intelligence, at [research@hillside.com](mailto:research@hillside.com).